


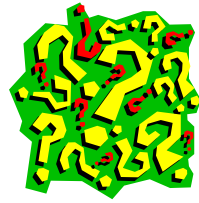


Come to My Party

A

The top information is your event.

Use the space on the bottom sheet to write down information about your partner's event.

	<h2>Pub Quiz</h2>	
	Place: Denny's, Bobsville.	
	Date: Sunday, February 12 th	
	Time: 8pm-10pm	
	Price: Free	

Place:	_____
Date:	_____
Time:	_____
Price:	_____

Come to My Party **B**

The bottom information is your event.
Use the space on the top sheet to write down
information about your partner's event.

Place: _____

Date: _____

Time: _____

Price: _____



Bingo Night

Place: Bob's Bar, Bobsville.
Date: Monday, February 6th
Time: 7pm-9pm
Price: \$3.00



For Teachers

First use the poster or a poster of your own to set up the idea and to elicit the question forms from the students. Then use this as a basic information gap exercise. This works best with the 'Telephone Conversation' work sheet.

When using these worksheets in your class be aware that they are the worksheets that I used in my class printed here as is and as such use vocabulary and grammar appropriate to the students that I was teaching at the time. If you plan to use this or any other sheet in your class make sure that you have pre-taught all the vocabulary necessary or preferably, use the ideas here and rewrite the worksheet for your specific students needs.

Most of all,

Enjoy.